




Asian Educational Seminar
“Chess for children
with an autism spectrum disorder.
Learn and teach.”

Al Ain, UAE
18 - 19 December, 2023

Classroom organisation Demonstration board

Demonstration board and pieces are made in a special color scheme



Classroom organisation



Each student sits at their own table and has their own board and pieces.

There is a timer for each student on the table to see how much time is left until the end of the lesson.

I use fitball chairs for every students.

Classroom organisation



There is an additional empty table between the students' workplaces.



A place for resting during the break

Classroom organisation



soft arm-chair



fitball chair



ordinary chair

Chess classes – Main ideas

To speak in shorter sentences with longer pauses between words.

- Use different memorization techniques: visual, auditory, body movements, physical exercises.

White pieces		
	Rook	
	Knight	
	Bishop	
	Queen	
	King	
	Pawn	

Black pieces		
	Rook	
	Knight	
	Bishop	
	Queen	
	King	
	Pawn	

All visual cards are laminated

Chess classes – Main ideas

Individual work with a student is more important than with the whole class.

Homework is an important part of learning.




Programme of chess classes

The program was developed based on the experience obtained while working with the ASD students.

- Educational and methodological material is divided into sections rather than separate lessons.
- Simple exercises for learning each concept are used gradually increasing the difficulty of the exercises.
- Active chess games.
- Cognitive activities.


16 SECTIONS

- There is no time limit or a deadline for finishing each section.
- All sections in the programme are interconnected.
- Mini-chess games are introduced at the earliest stage of learning.




Gradual increase in exercise difficulty

Exercise 4. Capture the white piece with the black rook. Show the solution with an arrow.



Exercise 5



Capture all black pawns with the white rook. The white rook captures one black pawn in a move. Show the solution with arrows.

Cognitive activities


Activity 1. Mixed pictures

Goal: improve the students' attention, visual perception.

What you need: a printed form (see examples below), colored pencils

What to do:

- Ask students to find objects in mixed pictures, paint them, which one is a chess piece, name them, what is its value, write it down, etc.




- Various other chess pieces and other pictures can be used.
- If successful, reward students.

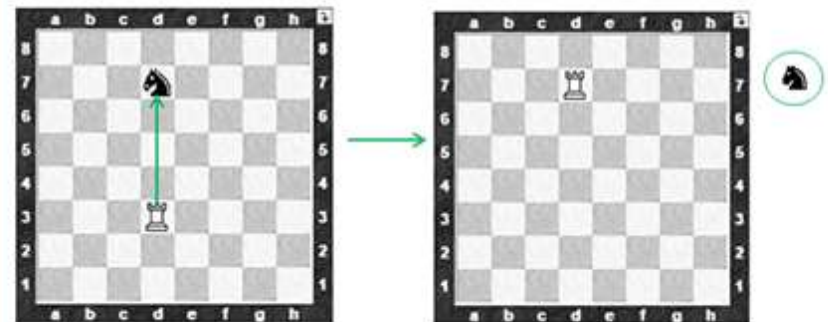
Programme of chess classes for working with children with ASD

- A set of visual cards has been developed to explore each topic.

Rook moves



Rook captures



Use one hand to capture pieces!



**Thank you very much
for your attention!**