

87th FIDE Congress
Minutes of Development Commission
Baku, Azerbaijan
The Fairmont Hotel, Baku, Thurs 08.09.2016

Chairman: A. Herbert (BAR)

Secretary: R. Jones (PNG)

Present: T. Lopang (BOT), M. Murphy (ISV), L. Requena (PUR), S. Johnson (TTO), W. Dalpat (RSA), A. White (BAH), G. Borg (MLT), E. Smart (RSA), G. Wastell (AUS), K. Msukwa (MAW), U. Vogel (NAU), P. Spiller (NZL), E. Celi (URU), H. Pees (DGT), M. Huba (SVK), H. Bond (CAN), I. Mohammad (GUY), Chihade Abou Nemri (LIB), E. Dosumbetov (KGZ), M. Fayad (AHO), D. Lima (BRA), C. Nsakanya (ZAM), A. Herbert (BAR), L. Ebbin (BER), R. Ngarambe (RWA), E. Nshikokola (ZAM), J. Vega (GUA), Ahmed adb Hassan (SOM), Y. Rakotonaharo (MAD), T. Maruatona (BOT), E. Benitez (PAR), S. Kisuze (UGA), I. Vilavane (LAO), M. Meluleki, B. Wanjala, R. dos Ramos, F. Kimlin, J. Junqueira (ANG), K. Turdialiev (UZB), L. Abbelmoula (MAR), S. Zerdali (ALG), S. Tserendorj (MGL), J. Albert Modi (SSD), F. Jablonicky (SVK), M. Turpanov (KGZ), L. Ncube (ZAM), A. Alhabsi (OMA), V. Vatanov (TJK), I. Cisse (SEN), R. Smith (TTO), L. Mazouz (FIDE), D. Ousmane (MLI), C. Williams-Pesquiera (ARU), I. Wilkinson (JAM), K. Katisenge (BOT), V. Drkulec (CAN), T. Luther (GER), P. Klerides (CYP), I. Amarnath (IND), Z. Mohamed (TUN), S. Simango (MZB)

1. Welcome

The Chairman Mr Herbert began by welcoming everyone to Baku and expressing thanks to commission members for their support over the year. He then gave an overview of the agenda for the meeting. He explained that due to budget constraints and at the request of the FIDE Treasurer there was no Core Commission meeting.

2. 2015 Statistics Review

Martin Huba presented FIDE Statistics 2015. See attached. The big conclusion is that there is more activity year on year. More rated games, more FIDE tournaments and an ever decreasing number of countries with no active rated players. Of 187 Federations only 14 have no active FIDE rated players.

Federations were encouraged to use the Statistics as part of their marketing both to potential sponsors, sports and tourism authorities. Paul Spiller (New Zealand) said they had done a study on the economic impact of the 3 Queenstown chess events. The study concluded the events had created three million dollars of extra revenue and business for Queenstown.

It was agreed that in the next publication of the statistics the bottom performers should also be published and as well as statistics by gender and regional grouping below Continent.

3. 2015 16 Development List

The 2017-2018 Development List will be based on October 1st FIDE Rating List and published in FIDE Handbook on FIDE Web Site in January 2017. This is the chosen date due to it being close to the end of the Olympiad when there is the most activity and change to the average of the top ten rated players in each country.

A forecast, based on the September 1st 2016 FIDE Rating List, was presented to give Federations a preview of their Development Level. See attached. Mr Herbert cautioned that Federations near the boundary between two levels could see a change in their position based on Olympiad Results and September activity by their top players.

The Chairman referenced the Development Olympiad Performance report done by the Secretary in 2015. He pointed out that the performances very closely resembled each countries Development Level. It can be found on the FIDE website.

The Commission was requested to revisit the used of other criteria in the allocation of Federations to different level.

4. Development Goals 2017 2018

The Commission has worked on the premise that every Federation should at a minimum seek to:

1. Have an annual National Championship
2. Have annual National Schools, Youth and Junior Championships
3. Participate in the Olympiad

Ultimately, each Federation should be aspiring to graduate out of 'Development.' The challenge is finding the best way to achieve this based on the Federations circumstance.. It was noted that in the current list of 32 countries in level 5, 20 are from African Federations.

Continents will be engaged to focus part of their Development Budget for 2017-2018 on projects which will gradually lessen the number of Level 5 Federations.

With respect to Olympiad participation, this continues to improve with 171 countries paired in the Open draw which constitutes an all-time record.

It is a continued goal of helping Federations to improve the playing standards. For Baku the Commission has helped fund 12 Federations (3 from each continent) with a coach.

5. 2016 Budget & Funding

The FIDE Treasurer has proposed 2017 Development of 200,000 Euros. See attached.

The Treasurer also queried the possibility of the Commission finding additional sources of income. This is difficult and the answer is both yes and no. On the one hand the Commission enables the individual Federations to become more active. In doing this they provide more income to FIDE. However, to get this process going these Federations benefit from the rebate scheme which costs money to FIDE and which appears as a cost on the Development Commission budget.

6. Travel Grant Scholarship

Unless there are changes to the proposed 2017 budget and current 2016 situation, the travel grants programmes will have to be suspended. Continental President for Africa, Mr Ncube asked for a widening of the definition for those eligible for a grant to include winners of the various Continental Competitions and committed to putting forward a proposal for consideration by the Development Commission.

Rupert Jones (Secretary FIDE Development Commission)

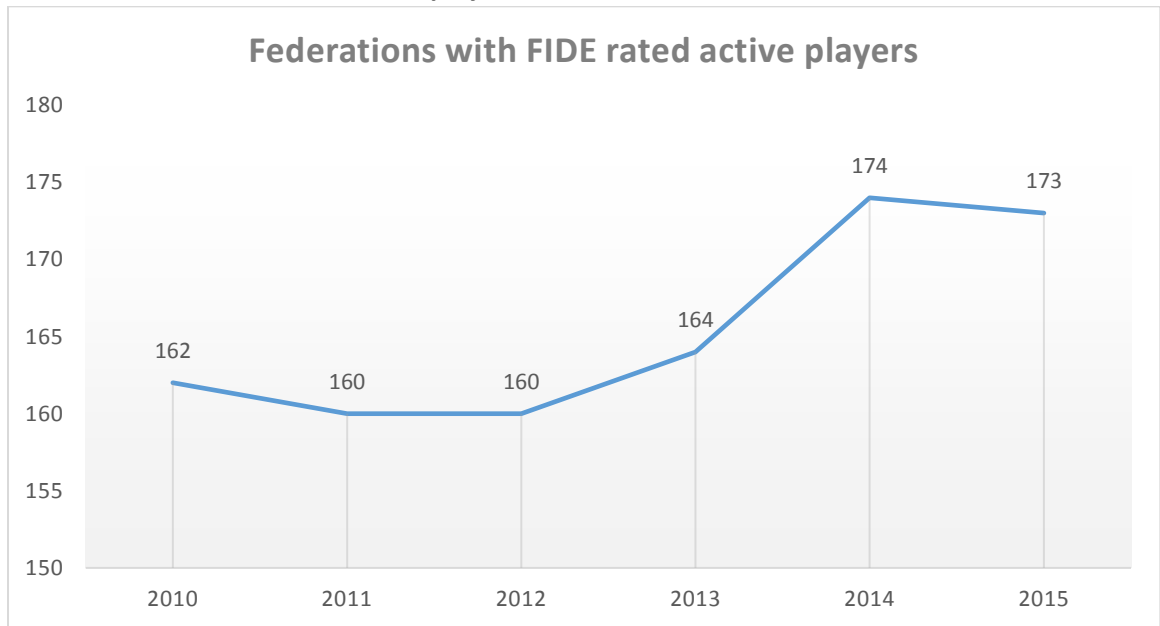
FIDE performance 2015

Prepared by Martin Huba in September 2016

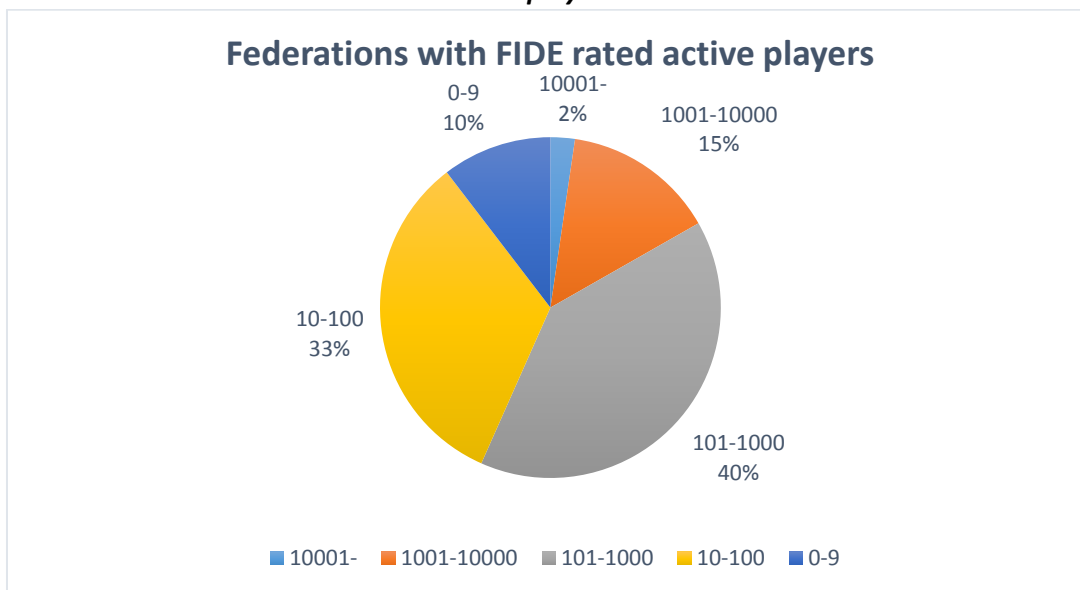
1. Federations

- 189 FIDE member federations appear in the FIDE 2015 performance statistics.
- 16 out of 189 federations of the FIDE family does not have FIDE rated active players.

Federations with FIDE rated active players



Federations with FIDE rated active players



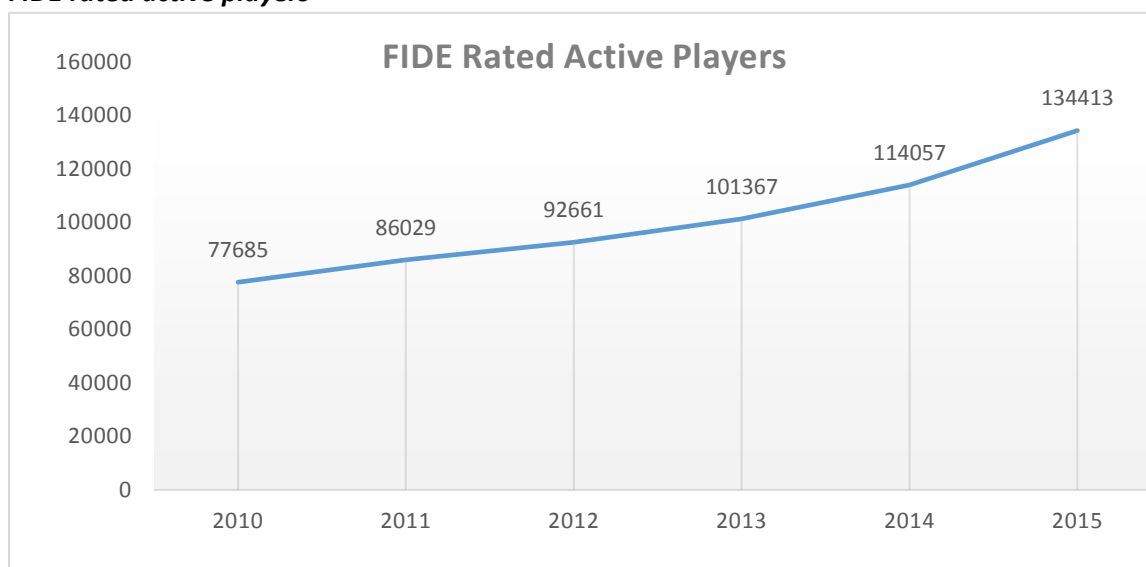
Question 1

How to increase the number of FIDE federations and help them to start with chess?

2. Players

2.1 FIDE rated active players

FIDE rated active players



FIDE rated active players (top 20 federations)

Ranking at the end of 2015	Year/ Federation	2010	2011	2012	2013	2014	2015
1	Russia	5 704	6 268	6 511	6 649	8 428	11 351
2	France	6 684	7 606	7 986	9 019	9 845	11 328
3	Germany	8 258	8 553	8 780	9 384	9 763	10 807
4	India	3 736	4 735	5 209	7 014	10 306	10 086
5	Spain	8 430	9 195	9 527	10 149	8 832	9 837
6	Czech Republic	2 879	3 123	3 463	3 703	4 057	4 770
7	Italy	2 811	3 087	3 279	3 437	3 692	4 166
8	Poland	2 788	3 062	3 256	3 385	3 671	4 040
9	Hungary	2 967	3 060	3 150	3 350	3 291	3 499
10	Turkey	834	1 000	1 146	1 554	2 136	2 931
11	Iran	731	1 193	1 393	1 528	1 954	2 762
12	Greece	1 571	1 813	1 985	2 201	2 378	2 730
13	Serbia	1 696	1 825	1 955	2 142	2 332	2 560
14	Slovakia	1 390	1 563	1 734	1 890	2 032	2 403
15	Denmark	1 155	1 284	1 438	1 619	1 926	2 290
16	The Netherlands	1 553	1 675	1 763	1 840	1 933	2 283
17	Austria	1 203	1 426	1 513	1 662	1 769	2 054
18	USA	1 194	1 415	1 544	1 646	1 794	1 977
19	Brazil	837	1 048	1 148	1 262	1 396	1 946
20	Croatia	1 397	1 427	1 474	1 532	1 640	1 815

Belgium was replaced by Brazil in the top 20. Compared to 2014 all top federations increased their numbers except of India. **Russia became the number one.**

Africa FIDE rated active players

Ranking at the end of 2015	Federation	2015
1	Egypt	787
2	South Africa	388
3	Algeria	242
4	Tunisia	192
5	Kenya	157

Americas FIDE rated active players

Ranking at the end of 2015	Federation	2015
1	USA	1 977
2	Brazil	1 946
3	Argentina	1 597
4	Colombia	841
5	Cuba	752

Asia FIDE rated active players

Ranking at the end of 2015	Federation	2015
1	India	10 086
2	Iran	2 762
3	Sri Lanka	1 401
4	Australia	692
5	Bangladesh	502

- Europe totalling 98 446 FIDE rated active players has the share of 73% in FIDE.

Question 2

How to help non- European continents to increase the number of FIDE rated active players?

Question 3

How to motivate continents and federations to increase the number of FIDE rated active players?

2.2 FIDE titled players

FIDE titled players (top 20 federations)

Ranking in 2015	Federation	Titled players	Ranking in 2015	Federation	Titled players
1	Russia	2 398	11	Cuba	310
2	Germany	1 282	12	Czech Republic	296
3	USA	696	13	India	293
4	Serbia	582	14	Romania	289
5	Spain	560	15	England	264
6	Ukraine	528	16	Argentina	261
7	Hungary	450	17	Croatia	253
8	France	397	18	Austria	226
9	Poland	366	19	Italy	221
10	The Netherlands	327	20	Mexico	203

Russia is clearly dominating. Russia and Germany are the only federations having more than 1000 FIDE titled players. This category shows the chess tradition and we cannot expect fast and substantial changes. **The total number of FIDE titled players is 16 638.**

Africa FIDE titled players

Ranking at the end of 2015	Federation	Titled players
1	South Africa	128
2	Egypt	68
3	Algeria	58
4	Tunisia	39
5	Morocco	32

Americas FIDE titled players

Ranking at the end of 2015	Federation	Titled players
1	USA	696
2	Cuba	310
3	Argentina	261
4	Mexico	203
5	Brazil	201

Asia FIDE titled players

Ranking at the end of 2015	Federation	Titled players
1	India	293
2	Australia	151
3	Vietnam	150
4	Kazakhstan	146
5	China	144

- 19 out of 189 FIDE member federations have no FIDE titled player (CM, FM, IM, GM, WCM, WFM, WIM and WGM).
- Africa has 570 FIDE titled players that represents 3% of the FIDE total.
- Americas have 2800 FIDE titled players that represents 17% of the FIDE total.
- Asia has 2039 FIDE titled players that represents 12% of the FIDE total.
- Europe totalling 11 229 of FIDE titled players has the share of 68% in FIDE.

Question 4

How to help non-European federations to increase the number of FIDE titled players?

2.3 FIDE GM players

FIDE GM players (top 20 federations)

Ranking in 2015	Federation	GMs	Ranking in 2015	Federation	GMs
1	Russia	232	11	India	39
2	USA	90	12	Armenia	37
3	Germany	89	13	China	37
4	Ukraine	88	14	Bulgaria	36
5	Serbia	54	15	England	35
6	Hungary	52	16	The Netherlands	34
7	France	48	17	Czech Republic	32
8	Spain	47	18	Croatia	30
9	Israel	41	19	Georgia	27
10	Poland	40	20	Azerbaijan	24

Russia is again clearly dominating and is the only federations having more than 200 GM players. **The total number of FIDE GM players is 1 557.**

Africa FIDE GM players

Ranking at the end of 2015	Federation	GMs
1	Egypt	4
2	Algeria	2
3	Tunisia	2
4	South Africa	1
5	Zambia	1

Americas FIDE GM players

Ranking at the end of 2015	Federation	GMs
1	USA	90
2	Argentina	22
3	Cuba	20
4	Brazil	11
5	Canada	11

Asia FIDE GM players

Ranking at the end of 2015	Federation	GMs
1	India	39
2	China	37
3	Kazakhstan	15
4	Philippines	14
5	Uzbekistan	12

- 101 out of 189 FIDE member federations have no FIDE GM player.
- Africa has in total only 10 FIDE GM players.
- Europe totalling 1 189 of FIDE GM players has the share of 76% in FIDE.

Question 5

How to help especially Africa to overcome a very bad situation re the lack of GMs?

2.4 FIDE WGM players

- 132 out of 189 FIDE member federations have no FIDE WGM player.

FIDE WGM players (top 20 federations)

Ranking in 2015	Federation	WGMs	Ranking in 2015	Federation	WGMs
1	Russia	65	11	Romania	13
2	Ukraine	30	12	Azerbaijan	10
3	China	25	13	France	10
4	Georgia	25	14	Cuba	8
5	Germany	18	15	Czech Republic	8
6	USA	17	16	England	7
7	Poland	16	17	Kazakhstan	7
8	Serbia	15	18	The Netherlands	7
9	Hungary	14	19	Armenia	6
10	India	14	20	Belarus	6

Russia is again the number one. Just four federations have more than 20 WGMs. **The total number of FIDE WGM players is 415.**

Africa FIDE WGM players

Ranking at the end of 2015	Federation	WGMs
1	Egypt	2
2	Botswana	1
3	South Africa	1

Americas FIDE WGM players

Ranking at the end of 2015	Federation	WGMs
1	USA	17
2	Cuba	8
3	Ecuador	3
4	Argentina	2
5	Colombia	2

Asia FIDE WGM players

Ranking at the end of 2015	Federation	WGMs
1	China	26
2	India	14
3	Kazakhstan	7
4	Vietnam	6
5	Iran	3

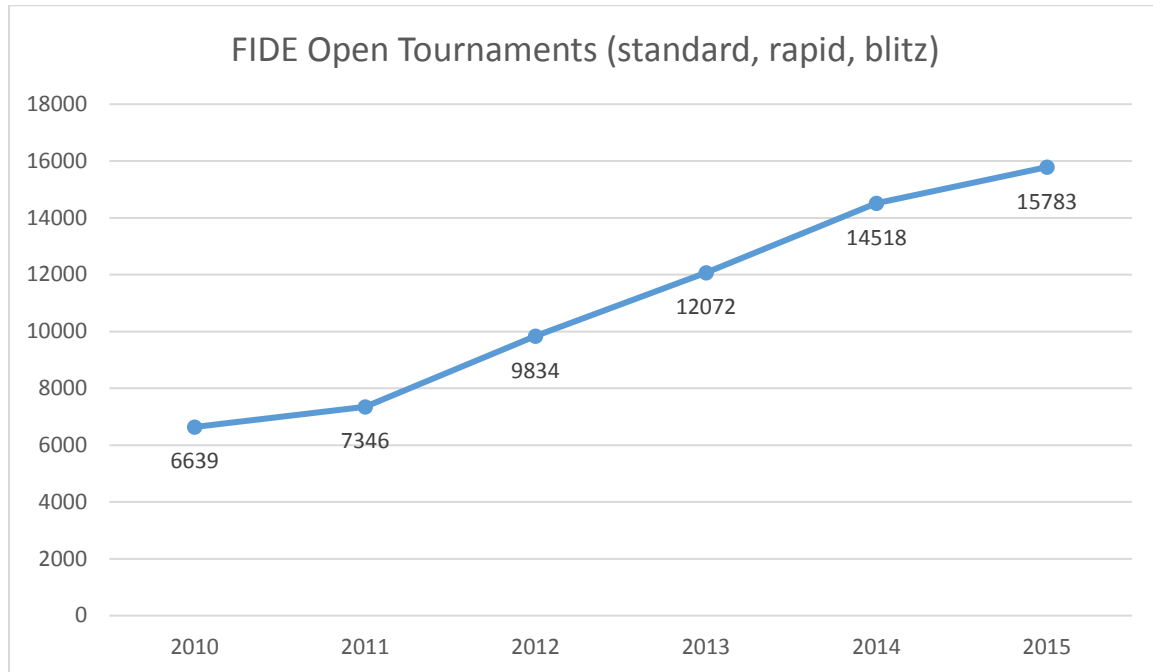
- Africa has in total only four FIDE WGM players.
- Europe totalling 313 of FIDE WGM players has the share of 75% in FIDE

Question 5

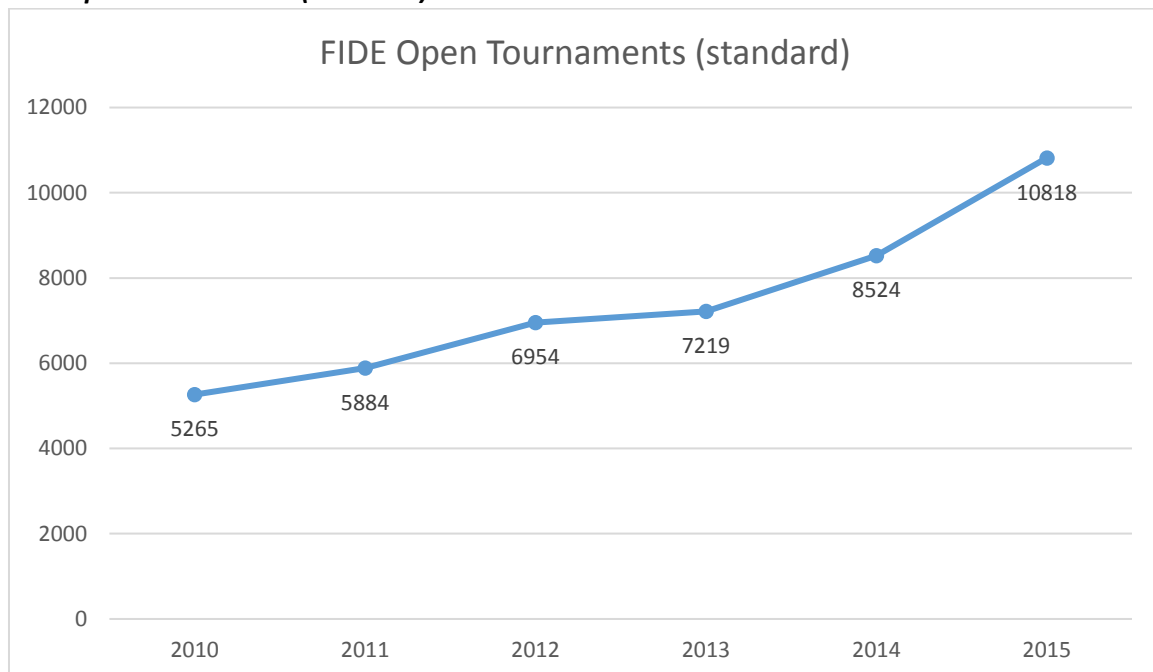
How to help especially Africa to overcome a very bad situation re the lack of WGMs and how to support women chess in general?

3. FIDE open tournaments

FIDE open tournaments (standard, rapid, blitz)



FIDE open tournaments (standard)



The trend is very positive. Open tournaments are mainly about the mass promotion of chess, about giving possibilities to weaker players to play with stronger ones. The increase of standard FIDE open tournaments is by almost 27% compared to 2014. There is a potential in the area of rapid and blitz tournaments.

FIDE open standard tournaments (top 20 federations)

Ranking in 2015	Year/ Federation	2012	2013	2014	2015
1	Russia	517	503	838	1 201
2	France	697	703	777	956
3	Italy	515	486	496	564
4	Spain	570	512	457	526
5	Germany	331	363	473	481
6	Czech Republic	149	145	147	467
7	Poland	325	344	362	402
8	Hungary	172	250	317	370
9	Greece	259	258	262	312
10	Slovakia	66	66	73	295
11	Denmark	151	168	175	229
12	The Netherlands	166	200	238	221
13	Sweden	55	70	136	220
14	Norway	65	95	171	218
15	Portugal	129	125	194	208
16	Austria	70	103	191	207
17	USA	245	211	247	206
18	India	150	180	211	200
19	Turkey	82	133	162	197
20	Croatia	117	104	114	185

Serbia and Brazil left top 20 and were replaced by Slovakia and Croatia. **Interesting is that Russia overcame 1000 standard FIDE open tournaments in 2015.**

Africa FIDE open standard tournaments

Ranking at the end of 2015	Federation	2015
1	Morocco	26
2	Tunisia	23
3	Kenya	23
4	Egypt	23
5	South Africa	22

Americas FIDE open standard tournaments

Ranking at the end of 2015	Federation	2015
1	USA	206
2	Brazil	169
3	Argentina	140
4	Colombia	94
5	Canada	84

Asia FIDE open standard tournaments

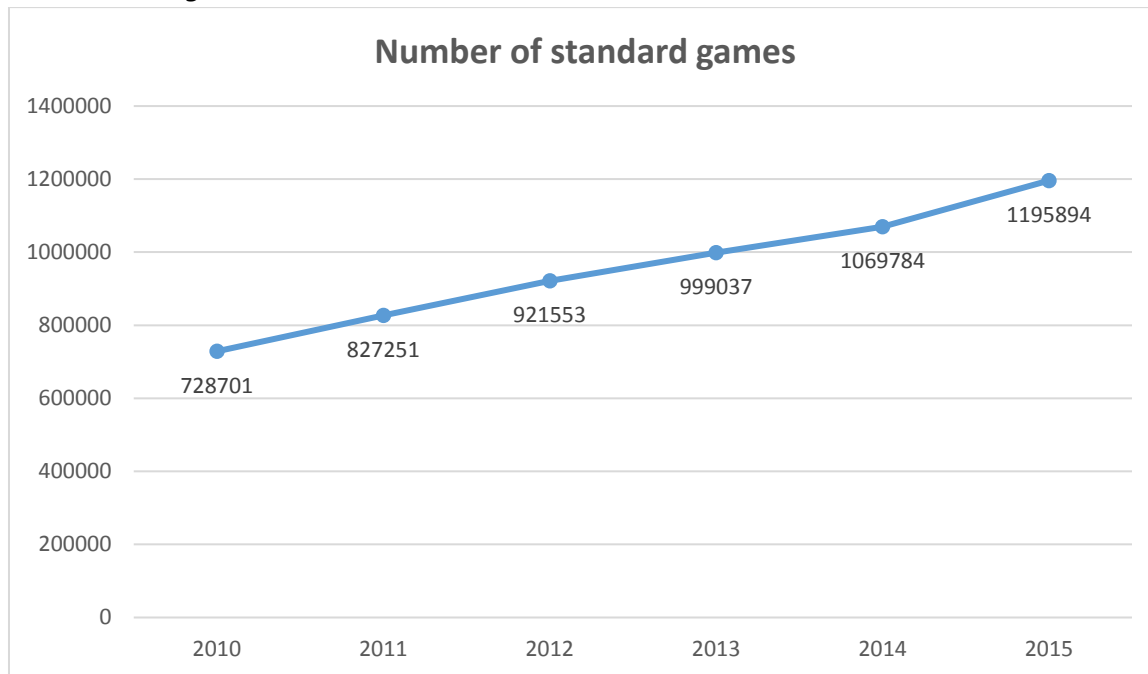
Ranking at the end of 2015	Federation	2015
1	India	200
2	Iran	125
3	Singapore	61
4	UAE	48
5	Australia	48

- Europe totalling 8 543 of standard FIDE open tournaments has the share of 79% in FIDE.
- Question 6**
How to motivate continents and federations to increase number of FIDE rated tournaments and how to support them?

4. Games

4.1 FIDE standard games

FIDE standard games



FIDE standard games (top 20 federations)

Ranking in 2015	Year/ Federation	2012	2013	2014	2015
1	Russia	137 486	137 614	166 935	230 760
2	India	131 830	182 640	228 179	219 866
3	France	160 598	180 281	192 462	206 375
4	Spain	174 018	189 945	169 590	170 649
5	Germany	121 692	139 928	134 428	142 155
6	Czech Republic	63 577	78 871	80 652	100 170
7	Poland	64 807	81 508	76 711	83 217
8	Italy	74 314	72 702	71 201	79 426
9	Greece	52 584	55 841	56 469	74 368
10	Hungary	59 942	71 116	57 969	69 142
11	Turkey	35 559	34 856	42 187	58 994
12	Iran	26 824	30 665	35 765	48 932
13	Slovakia	31 479	32 530	32 707	44 315
14	Denmark	26 145	31 419	35 711	43 178
15	Austria	23 355	34 319	30 359	39 941
16	Serbia	32 759	35 039	33 703	36 232
17	Croatia	30 603	29 328	30 880	34 160
18	Romania	27 409	32 823	32 296	33 769
19	Brazil	26 491	25 685	24 472	33 339
20	Sri Lanka	11 234	15 367	20 730	27 948

USA and Norway fell out of the top 20 and were replaced by Brazil and Sri Lanka. **Russia is the number one.**

Africa FIDE standard games

Ranking at the end of 2015	Federation	Games
1	Egypt	10 482
2	South Africa	5 164
3	Algeria	3 513
4	Tunisia	3 263
5	Morocco	2 552

Americas FIDE standard games

Ranking at the end of 2015	Federation	Games
1	Brazil	33 339
2	Argentina	27 193
3	Cuba	16 879
4	Colombia	14 232
5	Chile	10 979

Asia FIDE standard games

Ranking at the end of 2015	Federation	Games
1	India	219 866
2	Iran	48 932
3	Sri Lanka	27 948
4	Australia	13 959
5	UAE	12 379

- Europe totalling 888 286 of FIDE standard games has the share of 74% in FIDE.

4.2 Games played by foreigners in the country (chess export)

Games played by foreigners



Games played by foreigners (top 20 federations)

Ranking in 2015	Year/ Federation	2012	2013	2014	2015
1	Greece	8 748	7 592	7 139	18 995
2	France	17 694	17 460	19 106	18 978
3	Czech Republic	8 972	15 530	14 765	17 423
4	Spain	13 881	15 161	17 431	17 265
5	Germany	13 301	15 837	13 683	15 411
6	Austria	5 326	10 270	7 507	13 423
7	Russia	8 818	7 453	6 489	10 448
8	Italy	8 649	6 890	6 873	9 744
9	Croatia	6 359	6 359	5 848	9 633
10	England	8 702	8 565	8 577	9 247
11	Hungary	6 948	6 329	6 429	9 171
12	UAE	4 402	4 608	18 287	7 817
13	USA	6 597	6 179	7 375	7 240
14	Switzerland	6 139	6 409	5 696	1 448
15	The Netherlands	4 827	3 977	4 620	5 236
16	Bulgaria	8 094	5 508	5 084	4 621
17	Thailand	1 327	3 076	1 389	4 217
18	Poland	4 484	8 807	4 066	4 137
19	Iceland	1 103	1 810	1 701	4 069
20	Denmark	2 672	3 354	3 485	3 937

Norway, Georgia, India, and South Africa fell out of top 20 and were replaced by Poland, Thailand, Bulgaria, and Denmark. **Greece became the leader for 2015.**

Africa Games played by foreigners

Ranking at the end of 2015	Federation	Games by foreigners
1	Morocco	1 282
2	South Africa	739
3	Tunisia	719
4	Egypt	453
5	Botswana	375

Americas Games played by foreigners

Ranking at the end of 2015	Federation	Games by foreigners
1	USA	7 240
2	Colombia	3 191
3	Brazil	1 906
4	Argentina	1 796
5	Mexico	1 293

Asia Games played by foreigners

Ranking at the end of 2015	Federation	Games by foreigners
1	UAE	7 817
2	Thailand	4 217
3	Singapore	3 438
4	India	2 933
5	Malaysia	2 403

- Europe totalling 227 356 of games played by foreigners has the share of 78% in FIDE.
- 48 federations did not organised any tournament with the participation of foreign players.

Question 7

How to educate organisers on doing successful active chess tourism?

4.3 Games of the country players played abroad (chess import)

Games of the country players played abroad



- Chess import reflects travelling of country players to play chess abroad.

Games of the country players played abroad (top 20 federations)

Ranking in 2015	Year/ State	2012	2013	2014	2015
1	Germany	15 532	20 403	20 316	23 841
2	Russia	14 730	19 160	18 762	17 589
3	Ukraine	8 476	8 730	9 040	10 107
4	India	7 107	6 734	7 156	9 159
5	Poland	5 570	6 300	6 419	8 945
6	France	5 202	6 664	6 721	8 897
7	The Netherlands	6 123	7 113	7 063	7 801
8	Belgium	4 446	5 068	6 002	7 095
9	Italy	5 248	5 535	6 038	6 712
10	Norway	3 718	4 715	5 163	6 134
11	England	4 663	4 955	5 568	5 856
12	Serbia	5 261	5 892	5 394	5 603
13	Spain	3 084	4 258	4 625	5 584
14	USA	3 746	3 433	4 299	5 084
15	Azerbaijan	3 078	3 419	4 513	4 989
16	Hungary	4 732	5 075	4 709	4 863
17	Czech Republic	4 439	4 462	4 333	4 603
18	Slovakia	2 956	4 017	4 265	4 482
19	Romania	3 897	4 660	4 160	4 462
20	Sweden	3 044	3 622	4 058	4 220

Germany, Russia and Ukraine are leaders in this group.

Africa Games played abroad

Ranking at the end of 2015	Federation	Games abroad
1	Egypt	1 407
2	South Africa	1 341
3	Algeria	1 246
4	Zambia	640
5	Nigeria	582

Americas Games played abroad

Ranking at the end of 2015	Federation	Games abroad
1	USA	5 084
2	Cuba	2 776
3	Peru	2 700
4	Argentina	2 621
5	Canada	2 547

Asia Games played abroad

Ranking at the end of 2015	Federation	Games abroad
1	India	9 159
2	Philippines	3 263
3	Iran	3 195
4	China	3 111
5	Kazakhstan	3 074

- Europe totalling 205 449 of FIDE games played abroad has the share of 69% in FIDE.
- Players from 16 federations were not playing abroad in 2015.

Development List 2015-2016 With New Members

Rank	Federation	Level	Continent
1	Argentina	1	America
2	Armenia	1	Europe
3	Azerbaijan	1	Europe
4	Belarus	1	Europe
5	Bosnia and Herzegovina	1	Europe
6	Brazil	1	America
7	Bulgaria	1	Europe
8	China	1	Asia
9	Croatia	1	Europe
10	Cuba	1	America
11	Czech Republic	1	Europe
12	Denmark	1	Europe
13	England	1	Europe
14	France	1	Europe
15	Georgia	1	Europe
16	Germany	1	Europe
17	Greece	1	Europe
18	Hungary	1	Europe
19	Iceland	1	Europe
20	India	1	Asia
21	Israel	1	Europe
22	Italy	1	Europe
23	Latvia	1	Europe
24	Netherlands	1	Europe
25	Norway	1	Europe
26	Peru	1	America
27	Poland	1	Europe
28	Romania	1	Europe
29	Russia	1	Europe
30	Serbia	1	Europe
31	Slovenia	1	Europe
32	Spain	1	Europe
33	Sweden	1	Europe
34	Switzerland	1	Europe
35	Turkey	1	Europe
36	Ukraine	1	Europe
37	United States of America	1	America
38	Uzbekistan	1	Asia
39	Vietnam	1	Asia

Development List 2015-2016 With New Members

Rank	Federation	Level	Continent
40	Albania	2	Europe
41	Algeria	2	Africa
42	Australia	2	Asia
43	Austria	2	Europe
44	Bangladesh	2	Asia
45	Belgium	2	Europe
46	Canada	2	America
47	Chile	2	America
48	Colombia	2	America
49	Costa Rica	2	America
50	Dominican Republic	2	America
51	Ecuador	2	America
52	Egypt	2	Africa
53	Estonia	2	Europe
54	Finland	2	Europe
55	Former YUG Rep of Macedonia	2	Europe
56	Indonesia	2	Asia
57	Iran (Islamic Republic of)	2	Asia
58	Iraq	2	Asia
59	Ireland	2	Europe
60	Kazakhstan	2	Asia
61	Lithuania	2	Europe
62	Luxembourg	2	Europe
63	Mexico	2	America
64	Moldova (Republic of)	2	Europe
65	Monaco	2	Europe
66	Mongolia	2	Asia
67	Montenegro	2	Europe
68	Morocco	2	Africa
69	New Zealand	2	Asia
70	Paraguay	2	America
71	Philippines	2	Asia
72	Portugal	2	Europe
73	Scotland	2	Europe
74	Singapore	2	Asia
75	Slovakia	2	Europe
76	South Africa	2	Africa
77	Turkmenistan	2	Asia
78	Uruguay	2	America
79	Venezuela	2	America

Development List 2015-2016 With New Members

Rank	Federation	Level	Continent
80	Andorra	3	Europe
81	Angola	3	Africa
82	Barbados	3	America
83	Bolivia	3	America
84	Botswana	3	Africa
85	El Salvador	3	America
86	Faroe Islands	3	Europe
87	Guatemala	3	America
88	Honduras	3	America
89	Jamaica	3	America
90	Japan	3	Asia
91	Jordan	3	Asia
92	Kyrgyzstan	3	Asia
93	Kosovo	3	Europe
94	Lebanon	3	Asia
95	Libyan Arab Jamahiriya	3	Africa
96	Malaysia	3	Asia
97	Mali	3	Africa
98	Myanmar	3	Asia
99	Nicaragua	3	America
100	Nigeria	3	Africa
101	Panama	3	America
102	Puerto Rico	3	America
103	South Korea	3	Asia
104	Sri Lanka	3	Asia
105	Sudan	3	Africa
106	Syria	3	Asia
107	Tajikistan	3	Asia
108	Thailand	3	Asia
109	Trinidad and Tobago	3	America
110	Tunisia	3	Africa
111	Uganda	3	Africa
112	United Arab Emirates	3	Asia
113	Wales	3	Europe
114	Yemen	3	Asia
115	Zambia	3	Africa
116	Zimbabwe	3	Africa

Development List 2015-2016 With New Members

Rank	Federation	Level	Continent
117	Afghanistan	4	Asia
118	Aruba	4	America
119	Bahrain	4	Asia
120	Bermuda	4	America
121	Brunei Darussalam	4	Asia
122	Cameroon	4	Africa
123	Chinese Taipei	4	Asia
124	Côte d'Ivoire	4	Africa
125	Cyprus	4	Europe
126	Ethiopia	4	Africa
127	Gambia	4	Africa
128	Ghana	4	Africa
129	Guam	4	Asia
130	Guernsey	4	Europe
131	Haiti	4	America
132	Hong Kong	4	Asia
133	Jersey	4	Europe
134	Kenya	4	Africa
135	Kuwait	4	Asia
136	Liechtenstein	4	Europe
137	Madagascar	4	Africa
138	Malawi	4	Africa
139	Malta	4	Europe
140	Mauritania	4	Africa
141	Mauritius	4	Africa
142	Mozambique	4	Africa
143	Namibia	4	Africa
144	Nepal	4	Asia
145	Netherlands Antilles	4	America
146	Oman	4	Asia
147	Pakistan	4	Asia
148	Palestine	4	Asia
149	Papua New Guinea	4	Asia
150	Qatar	4	Asia
151	San Marino	4	Europe
152	Saudi Arabia	4	Asia
153	Somalia	4	Africa
154	Suriname	4	America
155	US Virgin Islands	4	America

Development List 2015-2016 With New Members

Rank	Federation	Level	Continent
156	Bahamas	5	America
157	Bhutan	5	Asia
158	British Virgin Islands	5	America
159	Burkina Faso	5	Africa
160	Burundi	5	Africa
161	Cambodia	5	Asia
162	Central African Republic	5	Africa
163	Comoros	5	Africa
164	Congo	5	Africa
165	Djibouti	5	Africa
166	Eritrea	5	Africa
167	Fiji	5	Asia
168	Gabon	5	Africa
169	Guyana	5	America
170	Lao People's Democratic Republic	5	Asia
171	Lesotho	5	Africa
172	Liberia	5	Africa
173	Macau	5	Africa
174	Maldives	5	Asia
175	Nauru	5	Asia
176	Palau	5	Asia
177	Rwanda	5	Africa
178	Sao Tome and Principe	5	Africa
179	Senegal	5	Africa
180	Seychelles	5	Africa
181	Sierra Leone	5	Africa
182	Solomon Islands	5	Asia
183	South Sudan	5	Africa
184	Swaziland	5	Africa
185	Tanzania	5	Africa
186	Timor-Leste	5	Asia
187	Togo	5	Africa

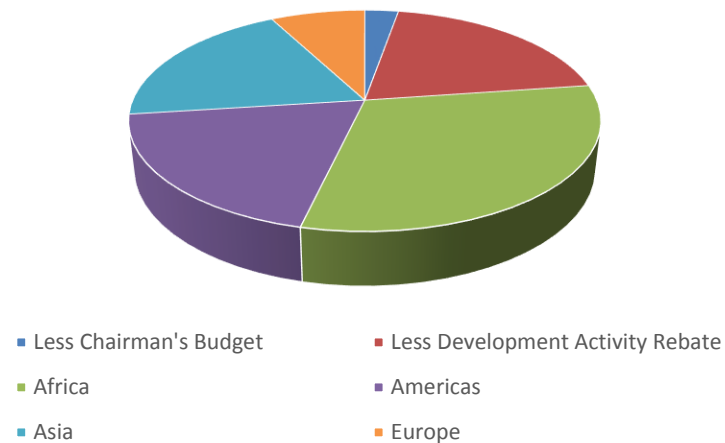
Development List 2015-2016 With New Members
Development Level by Continent

Count of Federation	Level					
Continent	1	2	3	4	5	Total
Africa		4	10	13	20	47
America	5	10	10	6	3	34
Asia	4	11	13	14	9	51
Europe	30	15	4	6		55
Total	39	40	37	39	32	187

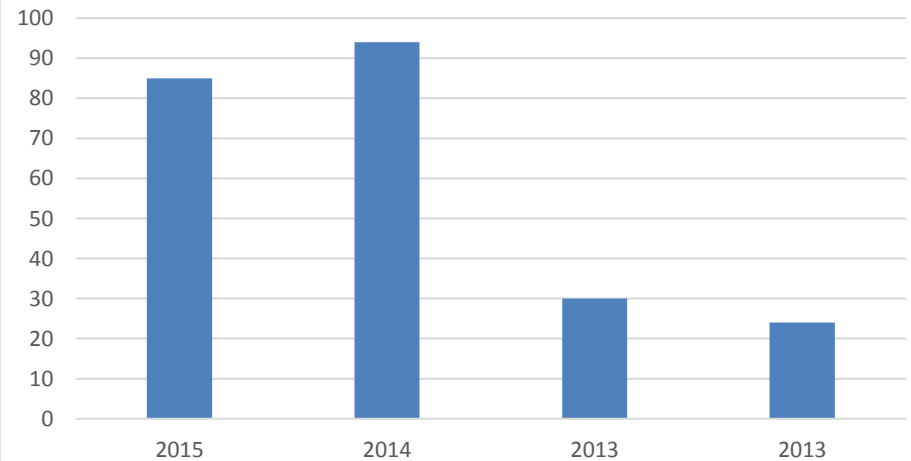
2017 Development Budget	Budget 2017	Budget 2016	Actual 2015	Actual 2014	Actual 2013	Actual 20112
2017 Development Budget	200,000.00 €	300,000.00 €	220,975.00 €	421,727.00 €	198,143.00 €	178,088.00 €
Less Chairman's Budget	-5,500.00 €	- 10,000.00	- 15,058.00	- 6,492.00	- 21,367.00	- 14,902.00
Less Cadet Travel Grant	-	- 12,000.00				
Less World Youth Travel Grant	-	- 9,000.00				
Less World Junior Travel Grant	-	- 12,000.00				
Less Core Committee Meeting	-	- 12,000.00				
Less Development Activity Rebate	-40,000.00 €	- 50,000.00	- 35,625.00	- 49,116.00	- 5,811.00	- 8,639.00
Net Continental Development Budget	154,500.00 €	-105,000.00 €	-50,683.00 €	-55,608.00 €	-27,178.00 €	-23,541.00 €
Continental Budget Allocation						
Africa	61,800.00 €	78,000.00	97,754.00	186,664.00	69,988.00	37,500.00
Americas	38,625.00 €	48,750.00	38,300.00	92,453.00	56,260.00	75,794.00
Asia	38,625.00 €	48,750.00	26,487.00	68,409.00	44,717.00	39,030.00
Europe	15,450.00 €	19,500.00	7,751.00	18,593.00		2,223.00
	154,500.00 €	195,000.00 €	170,292.00 €	366,119.00 €	170,965.00 €	154,547.00 €

			2015	2014	2013	2013
Federations Receiving Activity Rebates			85	94	30	24

2017 Development Budget Distribution



Federations Receiving Activity Rebates



Projected Distribution of Federations by Development List
Based on September 1st,2016, Rating List

Count of Federation	Column Labels					
Continent	1	2	3	4	5	Grand Total
Africa		4	9	16	13	42
America	6	9	10	3	4	32
Asia	5	11	11	13	6	46
Europe	30	14	5	6		55
Grand Total	41	38	35	38	23	175

Top Countries List
As At September 1st, 2016

Country rank by average rating of top 10 players									
Rank	Federation	Average	GMs	IMs	Total Titled	Level	Current Level	Continent	Level Projected to Change
1	Russia	2744	234	526	2427	1	1	Europe	No
2	China	2704	39	30	147	1	1	Asia	No
3	United States of America	2695	89	139	703	1	1	America	No
4	Ukraine	2680	87	198	536	1	1	Europe	No
5	India	2674	43	88	298	1	1	Asia	No
6	Armenia	2655	37	29	113	1	1	Europe	No
7	France	2653	49	106	403	1	1	Europe	No
8	Azerbaijan	2650	24	23	126	1	1	Europe	No
9	Poland	2646	40	106	374	1	1	Europe	No
10	Hungary	2639	53	117	456	1	1	Europe	No
11	Israel	2637	41	54	184	1	1	Europe	No
12	England	2633	35	59	269	1	1	Europe	No
13	Netherlands	2629	35	83	341	1	1	Europe	No
14	Germany	2625	89	251	1310	1	1	Europe	No
15	Spain	2597	47	113	579	1	1	Europe	No
16	Croatia	2595	31	60	254	1	1	Europe	No
17	Bulgaria	2590	36	57	147	1	1	Europe	No
18	Georgia	2587	27	38	124	1	1	Europe	No
19	Cuba	2584	20	49	320	1	1	America	No
20	Czech Republic	2580	32	78	297	1	1	Europe	No
21	Serbia	2573	55	117	588	1	1	Europe	No
22	Belarus	2569	17	27	102	1	1	Europe	No
23	Norway	2567	13	30	122	1	1	Europe	No
24	Romania	2558	20	82	292	1	1	Europe	No
25	Greece	2554	13	25	126	1	1	Europe	No
26	Argentina	2553	23	73	265	1	1	America	No
27	Turkey	2549	8	21	137	1	1	Europe	No
28	Sweden	2548	21	38	168	1	1	Europe	No
29	Denmark	2544	13	36	134	1	1	Europe	No
30	Brazil	2537	12	31	206	1	1	America	No
31	Italy	2535	11	43	226	1	1	Europe	No
32	Canada	2534	11	36	182	1	2	America	Yes
33	Slovenia	2529	12	22	118	1	1	Europe	No
34	Bosnia and Herzegovina	2524	9	24	98	1	1	Europe	No
35	Latvia	2522	11	13	57	1	1	Europe	No
36	Iceland	2517	13	13	57	1	1	Europe	No
37	Peru	2512	6	13	69	1	1	America	No
38	Iran (Islamic Republic of)	2509	9	20	89	1	2	Asia	Yes
39	Uzbekistan	2508	12	12	65	1	1	Asia	No
40	Vietnam	2504	9	13	135	1	1	Asia	No
41	Belgium	2500	7	25	96	1	2	Europe	Yes

Top Countries List
As At September 1st, 2016

Country rank by average rating of top 10 players									
Rank	Federation	Average	GMs	IMs	Total Titled	Level	Current Level	Continent	Level Projected to Change
42	Austria	2497	7	49	232	2	2	Europe	No
43	Switzerland	2494	8	39	146	2	1	Europe	Yes
44	Kazakhstan	2493	15	34	145	2	2	Asia	No
45	Slovakia	2491	10	28	113	2	2	Europe	No
46	Philippines	2485	14	27	88	2	2	Asia	No
47	Egypt	2479	5	30	71	2	2	Africa	No
48	Moldova (Republic of)	2476	6	23	75	2	2	Europe	No
49	Chile	2474	4	12	72	2	2	America	No
50	Lithuania	2473	8	18	56	2	2	Europe	No
51	Australia	2470	5	29	150	2	2	Asia	No
52	Montenegro	2455	6	16	61	2	2	Europe	No
53	Colombia	2452	5	35	188	2	2	America	No
54	Former YUG Rep of Macedonia	2449	9	10	48	2	2	Europe	No
55	Estonia	2447	5	13	48	2	2	Europe	No
56	Finland	2441	5	21	114	2	2	Europe	No
57	Mongolia	2434	4	9	74	2	2	Asia	No
58	Scotland	2428	6	9	40	2	2	Europe	No
59	Mexico	2425	5	30	205	2	2	America	No
60	Venezuela	2424	1	25	145	2	2	America	No
61	Portugal	2416	3	14	52	2	2	Europe	No
62	Indonesia	2413	6	17	122	2	2	Asia	No
63	Paraguay	2409	4	4	27	2	2	America	No
64	Turkmenistan	2389	5	7	50	2	2	Asia	No
65	Ireland	2384	1	7	32	2	2	Europe	No
66	Singapore	2380	3	13	69	2	2	Asia	No
67	Bangladesh	2369	5	3	35	2	2	Asia	No
68	Ecuador	2358	1	13	61	2	2	America	No
69	Algeria	2354	2	11	57	2	2	Africa	No
70	Monaco	2346	4	2	18	2	2	Europe	No
71	Luxembourg	2325	0	4	14	2	2	Europe	No
72	Costa Rica	2320	1	7	35	2	2	America	No
73	Uruguay	2317	1	5	32	2	2	America	No
74	Iraq	2311	0	6	69	2	2	Asia	No
75	Morocco	2311	0	5	39	2	2	Africa	No
76	Tunisia	2305	2	7	38	2	3	Africa	Yes
77	New Zealand	2301	1	6	43	2	2	Asia	No
78	United Arab Emirates	2300	2	6	59	2	3	Asia	Yes
79	Dominican Republic	2300	1	6	32	2	2	America	No

Top Countries List
As At September 1st, 2016

Country rank by average rating of top 10 players									
Rank	Federation	Average	GMs	IMs	Total Titled	Level	Current Level	Continent	Level Projected to Change
80	Zambia	2292	1	8	26	3	3	Africa	No
81	Andorra	2289	2	2	9	3	3	Europe	No
82	Myanmar	2289	1	4	34	3	3	Asia	No
83	Faroe Islands	2289	0	3	11	3	3	Europe	No
84	Malaysia	2282	0	5	42	3	3	Asia	No
85	South Africa	2276	1	9	111	3	2	Africa	Yes
86	Nigeria	2275	0	5	34	3	3	Africa	No
87	Japan	2265	0	3	22	3	3	Asia	No
88	Kosovo	2263	0	1	5	3	3	Europe	No
89	Kyrgyzstan	2259	1	7	15	3	3	Asia	No
90	Wales	2258	1	5	22	3	3	Europe	No
91	Jordan	2253	0	3	29	3	3	Asia	No
92	Tajikistan	2251	1	4	9	3	3	Asia	No
93	Albania	2248	1	6	21	3	2	Europe	Yes
94	Angola	2233	0	9	30	3	3	Africa	No
95	Nicaragua	2230	0	3	28	3	3	America	No
96	Syria	2226	0	4	19	3	3	Asia	No
97	Uganda	2218	0	2	17	3	3	Africa	No
98	Guatemala	2216	0	2	20	3	3	America	No
99	Lebanon	2215	0	3	18	3	3	Asia	No
100	Bolivia	2209	1	2	36	3	3	America	No
101	Thailand	2192	0	0	16	3	3	Asia	No
102	Libyan Arab Jamahiriya	2178	0	0	13	3	3	Africa	No
103	Zimbabwe	2177	0	5	9	3	3	Africa	No
104	Panama	2174	0	1	18	3	3	America	No
105	Puerto Rico	2172	0	3	30	3	3	America	No
106	El Salvador	2171	0	3	30	3	3	America	No
107	South Korea	2170	1	1	16	3	3	Asia	No
108	Sudan	2150	0	1	10	3	3	Africa	No
109	Honduras	2147	0	1	23	3	3	America	No
110	Trinidad and Tobago	2144	0	1	28	3	3	America	No
111	Jamaica	2127	0	1	32	3	3	America	No
112	Botswana	2123	0	1	25	3	3	Africa	No
113	Barbados	2121	0	3	14	3	3	America	No
114	Sri Lanka	2117	0	1	46	3	3	Asia	No

Top Countries List
As At September 1st, 2016

Country rank by average rating of top 10 players									
Rank	Federation	Average	GMs	IMs	Total Titled	Level	Current Level	Continent	Level Projected to Change
115	Kenya	2096	0	0	16	4	4	Africa	No
116	Malta	2094	0	1	15	4	4	Europe	No
117	Brunei Darussalam	2082	0	0	3	4	4	Asia	No
118	Madagascar	2078	0	1	9	4	4	Africa	No
119	Cyprus	2073	0	0	7	4	4	Europe	No
120	Nepal	2072	0	0	13	4	4	Asia	No
121	Yemen	2065	0	5	16	4	3	Asia	Yes
122	Palestine	2060	0	1	9	4	4	Asia	No
123	Suriname	2041	0	0	20	4	4	America	No
124	Ethiopia	2033	0	0	7	4	4	Africa	No
125	Seychelles	2033	0	0	3	4	5	Africa	Yes
126	Hong Kong	2029	0	0	16	4	4	Asia	No
127	South Sudan	2028	0	0	0	4	5	Africa	Yes
128	Malawi	2025	0	0	6	4	4	Africa	No
129	Mali	2015	0	0	2	4	3	Africa	Yes
130	San Marino	1976	0	0	6	4	4	Europe	No
131	Mozambique	1972	0	0	7	4	4	Africa	No
132	Afghanistan	1965	0	0	7	4	4	Asia	No
133	Kuwait	1958	0	0	5	4	4	Asia	No
134	Mauritania	1953	0	0	8	4	4	Africa	No
135	Papua New Guinea	1952	0	0	5	4	4	Asia	No
136	Saudi Arabia	1948	0	0	1	4	4	Asia	No
137	Pakistan	1944	0	2	8	4	4	Asia	No
138	Oman	1925	0	0	4	4	4	Asia	No
139	Guernsey	1918	0	0	6	4	4	Europe	No
140	Aruba	1915	0	0	11	4	4	America	No
141	Netherlands Antilles	1907	0	0	9	4	4	America	No
142	Sierra Leone	1895	0	0	2	4	5	Africa	Yes
143	Ghana	1891	0	1	7	4	4	Africa	No
144	Liechtenstein	1880	0	0	5	4	4	Europe	No
145	Cameroon	1855	0	1	4	4	4	Africa	No
146	Jersey	1838	0	0	7	4	4	Europe	No
147	Fiji	1837	0	0	11	4	5	Asia	Yes
148	Mauritius	1836	0	0	3	4	4	Africa	No
149	Bahrain	1827	0	0	5	4	4	Asia	No
150	Côte d'Ivoire	1819	0	0	2	4	4	Africa	No
151	Liberia	1802	0	0	0	4	5	Africa	Yes
152	Togo	1800	0	0	4	4	5	Africa	Yes

Top Countries List
As At September 1st, 2016

Country rank by average rating of top 10 players									
Rank	Federation	Average	GMs	IMs	Total Titled	Level	Current Level	Continent	Level Projected to Change
153	Rwanda	1787	0	0	3	5	5	Africa	No
154	Bahamas	1777	0	0	5	5	5	America	No
155	Burundi	1773	0	0	1	5	5	Africa	No
156	Eritrea	1760	0	0	0	5	5	Africa	No
157	Guyana	1752	0	0	4	5	5	America	No
158	Chinese Taipei	1736	0	0	9	5	4	Asia	Yes
159	Palau	1732	0	0	1	5	5	Asia	No
160	Qatar	1718	3	1	13	5	4	Asia	Yes
161	Tanzania	1704	0	0	2	5	5	Africa	No
162	Bermuda	1697	0	0	5	5	4	America	Yes
163	Congo	1678	0	0	0	5	5	Africa	No
164	Maldives	1671	0	0	4	5	5	Asia	No
165	Sao Tome and Principe	1668	0	0	2	5	5	Africa	No
166	Lesotho	1659	0	0	0	5	5	Africa	No
167	Timor-Leste	1596	0	0	0	5	5	Asia	No
168	Somalia	1587	0	0	0	5	4	Africa	Yes
169	Djibouti	1502	0	0	0	5	5	Africa	No
170	Bhutan	1483	0	0	0	5	5	Asia	No
171	Macau	1473	0	0	8	5	5	Africa	No
172	Swaziland	1453	0	0	0	5	5	Africa	No
173	Burkina Faso	1437	0	0	0	5	5	Africa	No
174	Namibia	1338	0	0	8	5	4	Africa	Yes
175	US Virgin Islands	1328	0	0	2	5	4	America	Yes

Top Countries List
As At September 1st, 2016

Country rank by average rating of top 10 players									
Rank	Federation	Average	GMs	IMs	Total Titled	Level	Current Level	Continent	Level Projected to Change

Not on Top Countries List

176	Gambia						4	Africa	No
177	Guam	1902				4	4	Asia	Yes
178	Haiti	1963				4	4	America	Yes
179	British Virgin Islands						5	America	No
180	Cambodia						5	Asia	No
181	Central African Republic						5	Africa	No
182	Comoros						5	Africa	No
183	Gabon						5	Africa	No
184	Lao People's Democratic Republic						5	Asia	No
185	Nauru						5	Asia	No
186	Senegal						5	Africa	No
187	Solomon Islands						5	Asia	No